



AUTOMOTIVE REFINISH

GLOBAL  
REFINISH  
SYSTEM



# Product Information

Sealer

## D891

D891 Sealer is a grey two-pack sealer for use under Global topcoat colours. It is designed to give the optimum topcoat appearance. It must be activated with D892 Catalyst.

### Preparation of Substrate



In all cases, wash with soap and water, then select the appropriate Global cleaner(s) from the guide below, and ensure that the substrate is thoroughly cleaned and dried both before and after preparation work.



Original Paintwork and Electrodeposition Primer should be sanded using European P400 / U.S. 360 grit discs (dry) or European P600 / U.S. 400 grade paper (wet). Exposed bare metal should be spot-primed with a suitable bare metal primer (see below).



Bare Steel and Galvanized Steel must be clean, rust-free and abraded thoroughly using European P180 / U.S. 180 to European P280 / U.S. 240 grit paper (wet). Then prime with one coat of D831 Chromate-free Wash Primer.

Aluminum must be clean, rust-free and abraded thoroughly using European P180 / U.S. 180 to European P280 / U.S. 240 grit paper (wet) before application. For maximum corrosion resistance, apply one coat of D831 Chromate-free Wash Primer.

Polyester Body Fillers should be dry sanded using European P400 / U.S. 360 grit paper.

Fibre Glass and SMC should be dry sanded using European P400 / U.S. 360 grit paper.

## APPLICATION GUIDE

### Mixing Ratio:



<b>D891</b>	<b>2 vols</b>
<b>D892</b>	<b>1 vol</b>

### Tinted Ratio:



<b>D891</b>	<b>4 vols</b>
<b>D892</b>	<b>2 vols</b>
<b>Thinner</b>	<b>1 vol</b>
<b>DG</b>	<b>1 vol</b>

### Thinner Selection:

<i>Temperature</i>	<i>Thinner</i>
Up to 18°C / 65 °F	D870
18° - 25°C / 65° - 77°F	D871
25° - 35°C / 77° - 95°F	D872
Over 35°C / 95°F	D873

**Note:** D8700 Retarder may be mixed with thinners in temperatures over 35°C / 95°F. Up to 25% of the retarder can be mixed with the appropriate thinner. Do not use alone as a reducer.

### Potlife:



1 hour @ 20°C / 68°F

### Additives:



None

### Spraygun set-up:



Fluid Tip	1.4 - 1.6 mm or equivalent
Spray Viscosity	21 - 22 seconds ZAHN 2 (Signature type) @ 20°C / 68°F

### Spray pressure:

<i>HVLP at air cap</i>	0.7 bar / 10 PSI
<i>Conventional at spray gun</i>	3 - 4 bar / 45 - 55 PSI

### Number of coats:



1 – 2 coats

### Flash off at 20°C / 68°F:



<i>Between coats</i>	5 – 10 minutes
<i>Before Topcoat</i>	20 minute minimum (1 coat)
	45 minute minimum (2 coats)

**Note:** After 8 hours maximum, product must be sanded and the sealer reapplied.

### Drying times:



<i>Dust-free</i> 20°C / 68°F:	15 minutes
----------------------------------	------------

---

**Drying times: (Continued)**

---



Through dry  
20°C / 68°F:

Sandable after 1 – 2 hours



Through dry  
60°C / 140°F

15 – 20 minutes (if rework is necessary)\*



Through dry IR medium

10 minutes

*\*Stoving times are for quoted metal temperature. Additional time should be allowed in the force-drying schedule to allow metal to reach recommended temperature.*

---

**Overcoat:**

Flatting

Grade dry  
Grade wet

European P1000 / U.S. 500  
European P1000 / U.S. 500



Overcoat with

Any Global Topcoat

---

**Performance Guidelines:**

The use of HVLP spray equipment can give an increase in transfer efficiency of about 10% depending on the make and model of equipment used.

---

**Technical Data:****Total dry film build:**

minimum  
maximum

25 µm / 1.0 mil  
50 µm / 2.0 mils

**Theoretical coverage:****Percent solids by volume RTS:**

(D891:D892, 2:1)  
(D891:D892:D872:DG, 4:2:1:1)

21.1 m<sup>2</sup> per l / 859 sq. ft. per US gal.  
18.1 m<sup>2</sup> per l / 743 sq. ft. per US gal.

**VOC:**

(D891)  
(D891:D892, 2:1)  
(D891:D892:D872:DG, 4:2:1:1)

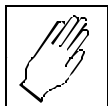
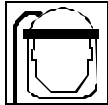
419 gms per litre / 3.5 lbs per US gal.  
419 gms per litre / 3.5 lbs per US gal.  
491 gms per litre / 4.1 lbs per US gal.

---

**Health and Safety:**

---

**See Material Safety Data Sheet and Labels for additional safety information and handling instructions.**



- The contents of this package may have to be blended with other components before the product can be used. Before opening the packages, be sure you understand the warning messages on the labels and MSDS's of all the components, since the mixture will have the hazards of all its parts.
- Improper handling and use, for example, poor spray technique, inadequate engineering controls and/or lack of proper Personal Protective Equipment (PPE), may result in hazardous conditions or injury.
- Follow spray equipment manufacturer's instructions to prevent personal injury or fire.
- Provide adequate ventilation for health and fire hazard control.
- Follow company policy, product MSDS and respirator manufacturer's recommendations for selection and proper use of respiratory protection. Be sure employees are adequately trained on the safe use of respirators per company and regulatory requirements.
- Wear appropriate PPE such as eye and skin protection. In the event of injury, see first aid procedures on MSDS.
- Always observe all applicable precautions and follow good safety and hygiene practices.

**Emergency Medical or Spill Control Information (304) 843-1300; In Canada (514) 645-1320**

Materials described are designed for application by professional, trained personnel using proper equipment and are not intended for sale to the public. Products mentioned may be hazardous and should only be used according to directions, while observing precautions and warning statements listed on label. Statements and methods described are based upon the best information and practices known to PPG Industries. Procedures for applications mentioned are suggestions only and are not to be construed as representations or warranties as to performance, results, or fitness for any intended use, nor does PPG Industries warrant freedom from patent infringement in the use of any formula or process set forth herein.

©2000 PPG Industries











**PPG Industries  
19699 Progress Drive  
Strongsville, OH 44149**

**PPG Canada Inc.  
1330 Castlefield Avenue  
Toronto, Ontario M6B 4B3**

# Global At A GLANCE

# D891

## Sealer

<b>Mix Ratio:</b> 	<table border="0"> <tr> <td><b>D891</b></td> <td><b>2 vols</b></td> </tr> <tr> <td><b>D892</b></td> <td><b>1 vol</b></td> </tr> </table>	<b>D891</b>	<b>2 vols</b>	<b>D892</b>	<b>1 vol</b>						
<b>D891</b>	<b>2 vols</b>										
<b>D892</b>	<b>1 vol</b>										
<b>Tinted Ratio:</b> 	<table border="0"> <tr> <td><b>D891</b></td> <td><b>4 vols</b></td> </tr> <tr> <td><b>D892</b></td> <td><b>2 vols</b></td> </tr> <tr> <td><b>Thinner</b></td> <td><b>1 vol</b></td> </tr> <tr> <td><b>DG</b></td> <td><b>1 vol</b></td> </tr> </table>	<b>D891</b>	<b>4 vols</b>	<b>D892</b>	<b>2 vols</b>	<b>Thinner</b>	<b>1 vol</b>	<b>DG</b>	<b>1 vol</b>		
<b>D891</b>	<b>4 vols</b>										
<b>D892</b>	<b>2 vols</b>										
<b>Thinner</b>	<b>1 vol</b>										
<b>DG</b>	<b>1 vol</b>										
<b>Thinner</b>	<table border="0"> <thead> <tr> <th><i>Temperature</i></th> <th><i>Thinner</i></th> </tr> </thead> <tbody> <tr> <td>Up to 18°C / 65 °F</td> <td>D870</td> </tr> <tr> <td>18° - 25°C / 65° - 77°F</td> <td>D871</td> </tr> <tr> <td>25° - 35°C / 77° - 95°F</td> <td>D872</td> </tr> <tr> <td>Over 35°C / 95°F</td> <td>D873</td> </tr> </tbody> </table> <p><b>Note:</b> D8700 Retarder may be mixed with thinners in temperatures over 35°C / 95°F. The retarder can be mixed up to 25% with the appropriate thinner. Do not use alone as a reducer.</p>	<i>Temperature</i>	<i>Thinner</i>	Up to 18°C / 65 °F	D870	18° - 25°C / 65° - 77°F	D871	25° - 35°C / 77° - 95°F	D872	Over 35°C / 95°F	D873
<i>Temperature</i>	<i>Thinner</i>										
Up to 18°C / 65 °F	D870										
18° - 25°C / 65° - 77°F	D871										
25° - 35°C / 77° - 95°F	D872										
Over 35°C / 95°F	D873										
<b>Pot life:</b> 	<p>@ 20°C / 68°F      1 hour</p>										
<b>Air Pressure:</b> 	<table border="0"> <tr> <td><i>HVLP:</i></td> <td>0.7 bar / 10 PSI</td> </tr> <tr> <td><i>Conventional:</i></td> <td>3 - 4 bar / 45 - 55 PSI</td> </tr> <tr> <td><i>Fluid tip:</i></td> <td>1.3 - 1.5 mm or equivalent</td> </tr> </table>	<i>HVLP:</i>	0.7 bar / 10 PSI	<i>Conventional:</i>	3 - 4 bar / 45 - 55 PSI	<i>Fluid tip:</i>	1.3 - 1.5 mm or equivalent				
<i>HVLP:</i>	0.7 bar / 10 PSI										
<i>Conventional:</i>	3 - 4 bar / 45 - 55 PSI										
<i>Fluid tip:</i>	1.3 - 1.5 mm or equivalent										
<b>Application:</b> 	<table border="0"> <tr> <td><i>Apply:</i></td> <td>1 – 2 coats</td> </tr> <tr> <td><i>Between coats:</i></td> <td>5 – 10 minutes</td> </tr> </table>	<i>Apply:</i>	1 – 2 coats	<i>Between coats:</i>	5 – 10 minutes						
<i>Apply:</i>	1 – 2 coats										
<i>Between coats:</i>	5 – 10 minutes										
<b>Dry Times:</b> 	<table border="0"> <tr> <td><i>Dust-free</i></td> <td></td> </tr> <tr> <td>20°C / 68°F:</td> <td>15 minutes</td> </tr> </table>	<i>Dust-free</i>		20°C / 68°F:	15 minutes						
<i>Dust-free</i>											
20°C / 68°F:	15 minutes										
	<table border="0"> <tr> <td><i>Dry to sand</i></td> <td></td> </tr> <tr> <td>20°C / 68°F:</td> <td>Sandable after 1 – 2 hours</td> </tr> </table>	<i>Dry to sand</i>		20°C / 68°F:	Sandable after 1 – 2 hours						
<i>Dry to sand</i>											
20°C / 68°F:	Sandable after 1 – 2 hours										
	<table border="0"> <tr> <td><i>Dry to sand</i></td> <td></td> </tr> <tr> <td>60°C / 140°F</td> <td>15 – 20 minutes (If rework is necessary)*</td> </tr> </table>	<i>Dry to sand</i>		60°C / 140°F	15 – 20 minutes (If rework is necessary)*						
<i>Dry to sand</i>											
60°C / 140°F	15 – 20 minutes (If rework is necessary)*										
	<table border="0"> <tr> <td><i>Dry to sand IR medium</i></td> <td>10 minutes</td> </tr> </table>	<i>Dry to sand IR medium</i>	10 minutes								
<i>Dry to sand IR medium</i>	10 minutes										
	<table border="0"> <tr> <td><i>Dry to Topcoat</i></td> <td>20 minute minimum (1 coat)</td> </tr> <tr> <td>20°C / 68°F:</td> <td>45 minute minimum (2 coats)</td> </tr> </table> <p>After 8 hours, product must be sanded and sealer reapplied.</p>	<i>Dry to Topcoat</i>	20 minute minimum (1 coat)	20°C / 68°F:	45 minute minimum (2 coats)						
<i>Dry to Topcoat</i>	20 minute minimum (1 coat)										
20°C / 68°F:	45 minute minimum (2 coats)										
<p><i>*Stoving times are for quoted metal temperature. Additional time should be allowed in the force drying schedule to allow metal to reach recommended temperature.</i></p>											

**Emergency Medical or Spill Control Information (304) 843-1300; In Canada (514) 645-1320**

Materials described are designed for application by professional, trained personnel using proper equipment and are not intended for sale to the general public. Products mentioned may be hazardous and should only be used according to directions, while observing precautions and warning statements listed on label. Statements and methods described are based upon the best information and practices known to PPG Industries. Procedures for applications mentioned are suggestions only and are not to be construed as representations or warranties as to performance, results, or fitness for any intended use, nor does PPG Industries warrant freedom from patent infringement in the use of any formula or process set forth herein.

©2000 PPG Industries

**PPG Industries  
19699 Progress Drive  
Strongsville, OH 44149**

**PPG Canada Inc.  
1330 Castlefield Avenue  
Toronto, Ontario M6B 4B3**